



## Checking Out

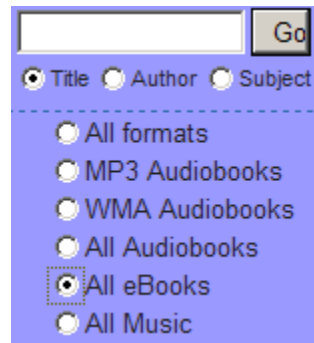
### Step 1: Sign In

*Sign in with your Hillsborough County library account before searching to view all the titles that are available*

- Go to <http://digitalbooks.tbhc.org>
- In the top right of the page, click "Sign In" 
- Click [select library] then click on "Hillsborough County Public Library Cooperative"
- Type your library card number into the empty box beside "Library card number"
- Under your card number, click on "Sign In" 


### Step 2: Searching

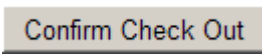

- Click inside the white box located in the upper left of the webpage
- Type the title of the book you want to search for
- Click on the circle beside "All eBooks"
- Click "Go"



### Step 3: Check Out

- Under the title you wish to check out, click the "Add to Cart" option that is beside "Kindle Book"

 Kindle Book [Add to Cart](#)  
Use on: [Kindles and free Kindle apps](#)

- On the next page, click "Proceed to Checkout"
- Click the "Confirm Check Out" button 
- When the page advances, click the "Get for Kindle" button 

### Step 4: Downloading

- After the Amazon website loads, click "Get library book" located on the right side of the screen 

*You may be asked to Sign In at this time*



- If you do not have an account you will need to create one by entering your email address and selecting "No, I am a New User"

*Library Kindle eBooks require an active Wi-Fi connection for wireless delivery to a Kindle device. Books borrowed in this fashion will not be delivered via the Kindle's 3G connection.*

## Returning Early

- Go to [www.amazon.com](http://www.amazon.com)
- In the top right, click "Your Account"
- Scroll down the page until you see "Digital Content" on the left side
- Click "Manage Your Kindle"

*You may be asked to Sign In at this time  
After signing in, you will be taken to the "Manage Your Kindle" page*

- To the right of the title you wish to return, click "Actions..." 
- Click "Return this book" from the menu that appears
- Click "Yes" to confirm 

*Your borrowed eBook is now returned and no longer checked out on your library account. The title remains in your Amazon account, preserving any notes or highlights.*

*If you wish to remove the title from your Amazon account completely:*

- Click "Actions..." a second time
- Select "Delete from library"
- Click "Yes" to confirm your decision